



## SAFETY QUICK COUPLINGS

### EXPERTISE AT THE SERVICE OF SAFETY AND PERFORMANCE

**PREVO S1** couplings represent the **latest generation of pneumatic connection mechanisms**. They provide a fully safe response to the most demanding of operator requirements: **leaktightness, flow rate, speed of connection and disconnection**

Safety couplings are installed on air sources, on which connecting air hoses may generate whiplash.



## HIGH PERFORMANCE

### Push-button system

for intuitive and natural use. The connection profile is indicated by the colour of the button.

### Optimal flow rate

Allows maximum efficiency of pneumatic systems and tools.

### Perfect leaktightness

The excellent hold of the tip inside the coupling (contour plug, nitrile seal) ensures an airtight seal.

### Silicone-free

Avoids risks of contaminating the compressed during operations such as applying paints or varnish. No silicone is used during the manufacturing and assembly process.

### Non-scratch

The composite body avoids any damage to fragile surfaces (bodywork, furniture, computer hardware, and so on).

### Anti-static body

Ensures electrical conduction and avoids risks related to static electricity phenomena.

### Sleek design

The design of the Prevo S1 ensures that couplings can be easily and intuitively gripped, making them particularly easy to hold and handle.

### Lightweight and compact

The small dimensions and volumes of Prevo S1 couplings contribute to accurate, fatigue-free work.

### Sturdy

The composite body material with tough mechanical characteristics withstands abrasion, impacts, crushing, vibrations and corrosion.

### Effortless connection

For changing tools with unbeatable speed and comfort.

### Swivel body

The body swivels so that the button is accessible in any direction.

### International compatibility

with all profiles (ISO B, ISO C, 7.2 mm etc.).

The Prevo S1 range meets the requirements of almost all standards.

## SAFETY

### Safety fully built-in

Pressure release mechanism avoids any risk of accidents when ejecting the adaptor on uncoupling. To disconnect, a single press on the button instantly releases the downline pressure in the pipe and uncouples the adaptor.

Coupling compliant with **ISO 4414** and **DIN EN 983** standards to guarantee user protection.

### ATEX 94/9/CE classification

The **ATEX 2** certification confirms that **Prevo S1** is safe to use in most industries (gaseous environments, cereal transfers, paint cabins and so on). **Prevo S1** couplings must be considered as components intended to be incorporated into equipment. They do not have any potential ignition source of their own. They may be used in equipment built to meet the following classification:

- Group II
- ATEX group GD
- Category 2
- ATEX nature IIB

### Applications

**Prevo S1** can be used throughout a facility, on both fixed parts (supply to hoses or distribution of compressed air at fixed work stations) and direct connections (tools, blowers, spray guns). The size of the coupling's inside diameter depends on the amount of air required for the application.



## QUALITY AND EXPERTISE AT THE HEART OF DESIGN



### prevoS1 POLYMER RANGE

#### ► Construction

- Body: composite polyester material
- Other components: steel with RoHS\*-compliant anti-corrosion treatment, or aluminium
- NBR O-ring for thread seal

#### ► Pressure and temperatures

- Service pressure range  
2 to 12 bar (not suitable for vacuum)
- Temperature: 15 to 70°C

#### ► Ultra-lightweight

- 74 g for couplings with  
6 mm ID passage (hose outlet)
- 113 g for couplings with  
8 mm ID passage (hose outlet)

#### ► Anti-static

Prevo S1 couplings ensure electrical conductivity.

#### ► Ease of coupling

- < 80 N at 6 bar for couplings with 6 mm ID passage
- < 100 N at 6 bar for couplings with 7.2 and 8 mm ID passage
- Unit of measurement N = Newton

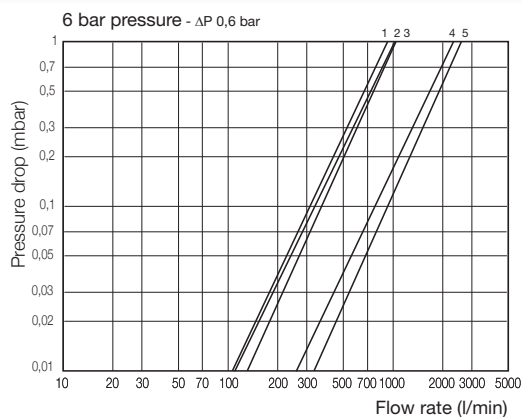
#### ► Construction standards

- Prevo S1 couplings comply with:
  - the European Pressure Equipment Directive (PED) 97/23/CE
  - the safety requirements of the ISO 4414 standard
  - the European RoHS\* directive 2002/95/CE

*Directive 2002/95/EC (RoHS)  
on the restriction of the use of certain  
hazardous substances in electrical and  
electronic equipment (lead, mercury, cadmium,  
hexavalent chromium, polybrominated  
biphenyls (PBB) or polybrominated diphenyl  
ethers (PBDE)).*

Flow rate at 6 bar for  $\Delta P$  0.6 bar

PROFILES	ISO B ID passage 6 mm	ISO C ID passage 6 mm	ARO ID passage 6 mm	British ID passage 6 mm	Truflate ID passage 6 mm	European ID passage 7.2 mm	ISO B ID passage 8 mm	ISO C ID passage 8 mm	Truflate ID passage 8 mm
REF. PREVOST	ISI 06	CSI 06	ASI 06	BSI 06	USI 06	ESI 07	ISI 08	CSI 08	USI 08
FLOW RATES l/mn	833	833	800	750	833	1820	2028	2028	2028





## METAL RANGE **prevoS1** ID PASSAGE 11 MM

### ► Construction

- Body: 17% chromium stainless steel
- NBR O-ring for thread seal
- Locking: steel with anti-corrosion treatment
- Other components: steel with RoHS-compliant anti-corrosion treatment, or aluminium

### ► Pressure and temperatures

- Service pressure range  
2 to 16 bar (not suitable for vacuum)
- Temperature: 15 to 70°C

### ► Coupling force at 6 bar:

< 160 N at 6 bar

Unit of measurement N = Newton

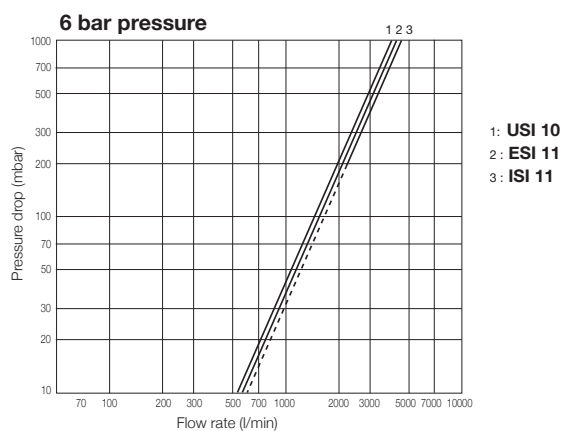
### ► Construction standards

**Prevo S1** couplings comply with:













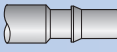

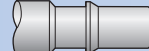



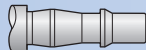





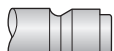

- the European Pressure Equipment Directive (PED) 97/23/CE
- the safety requirements of the ISO 4414 standard
- the European RoHS directive 2002/95/CE

Flow rate at 6 bar for  $\Delta P$  0.6 bar

PROFILES	ISO B ID passage 11 mm	European ID passage 10.4 mm	Truflate ID passage 10 mm
REF. PREVOST	<b>ISI 11</b>	<b>ESI 11</b>	<b>USI 11</b>
FLOW RATES l/mn	3686	3530	2987





PROFILES	REF.	SAFETY QUICK COUPLINGS	ID PASSAGE	THREAD	FLOW RATES at 6 bar for $\Delta P$ 0.6 bar
ISO 6150 profile B US MIL 4109 	ISI 06		6 mm	BSP/NPT	833 l/min
ISO 6150 profile B US MIL 4109 	ISI 08		8 mm	BSP/NPT	2028 l/min
ISO 6150 profile B US MIL 4109 	ISI 11		11 mm	BSP/NPT	3686 l/min
European profile 7.2 - 7.4 mm 	ESI 07		7,2 mm	BSP/NPT	1820 l/min
European profile 7.2 - 7.4 mm (Stainless steel version) 	ESI 07HE		7,2 mm	BSP/NPT	1820 l/min
European profile 10,4 	ESI 11		10,4 mm	BSP	3530 l/min
ISO 6150 C profile 	CSI 06		6 mm	BSP	833 l/min
ISO 6150 C profile 	CSI 08		8 mm	BSP	2028 l/min
ARO 210 profile 	ASI 06		6 mm	BSP/NPT	800 l/min
British profile 	BSI 06		6 mm	BSP	750 l/min
Truflate profile 	USI 06		6 mm	NPT	833 l/min
Truflate profile 	USI 08		8 mm	NPT	2028 l/min
Truflate profile 	USI 11		10 mm	NPT	2987 l/min

## IMPLANTATION TYPE



### ► Cylindrical tapping

- BSP gas
- International standard ISO 228/1



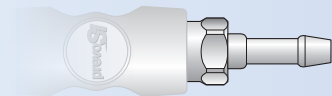
### ► Male cylindrical thread

- BSP gas
- Built-in gasket
- International standard ISO 228/1



### ► Conical male thread

- BSP gas
- American thread standard ANSI/ASME B 1.20.1 (North-American market)

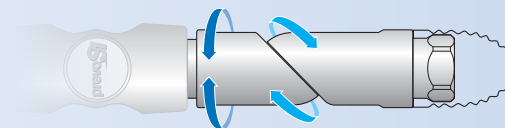


### ► Hose coupling

- Assembly with screw clamp or lug clamp

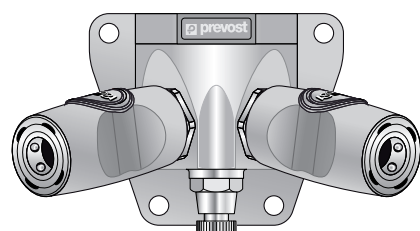


### ► Bulkhead penetration



### ► Tapped swivel coupling

- 360° rotation in two axes
- Scratch protection



### ► Wall-mounted fitting

## PREVOST HIGH-QUALITY ADAPTORS

- **Material:** Steel, withstands scratches and corrosion.  
**Prevost** adaptors comply with the European RoHS directive 2002/95/CE
- **Interchangeability:** Compatible with all applicable standards and international profiles: dimensions, dimensional tolerance, hardness and protection against corrosion.

High quality machining ensures that **Prevost** adaptors are a perfect fit for their couplings, and ensure that the coupling and adaptor system is safe and durable under even the harshest conditions of use.

## IDENTIFICATION OF COUPLINGS

- Colour coded international profiles
- Logical part numbering system
- Thread type engraved on product

I	S	I	06	1	1	01	SW
			06 : Ø 6 mm 07 : Ø 7,2 mm 08 : Ø 8 mm 11 : Ø 11 mm				
I = <b>prevost</b> P = Adaptor			1 = Coupling 2 = Penetration 6 = Adaptor 8 = Y		Optional  SW = Swivel fitting WF = Wall fastener HE = Stainless steel version		
S = Safety			1 = BSP 2 = NPT 8 = Hose tail				
A = Aro B = British C = ISO C E = 7.2 mm	I = ISO B M = Spanish U = Truflate O = Nitto		101 = 1/4 female 102 = 3/8 female 103 = 1/2 female 104 = 3/4 female 151 = 1/4 male 152 = 3/8 male 153 = 1/2 male 154 = 3/4 male			806 = 6 mm hose 808 = 8 mm hose 810 = 10 mm hose 813 = 13 mm hose 816 = 16 mm hose 819 = 19 mm hose	