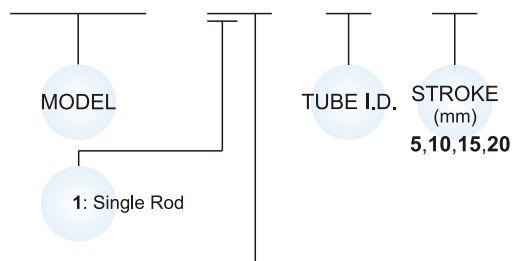


### Table for standard stroke


Tube I.D.	Stroke (mm)
φ 4	5,10,15,20

### Order example

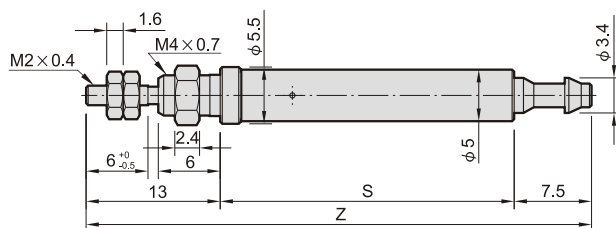
MCMJ1 - 15 - 4 - 10



### STYLE

Code	Symbol	Description
1 5		Single acting / Normally returned male thread

### Dimensions



Code Stroke I.D.	S				Z			
	5	10	15	20	5	10	15	20
4	19.5	28.5	37.5	46.5	40	49	58	67

### Specification

Model	MCMJ1
Acting type	Single acting
Tube I.D. (mm)	4
Medium	Air
Max operating pressure	0.7 MPa
Min operating pressure	0.3 MPa
Proof pressure	1 MPa
Ambient temperature	-5~+60°C (No freezing)
Available speed range	50~500 mm/sec
Lubricator	Not required

※ All this product line is w/o magnet.

### Spring retracting force

(N)

Tube I.D.	Extended position	Retracted position
φ 4	3.04	1.07

### Theoretical force

(N)

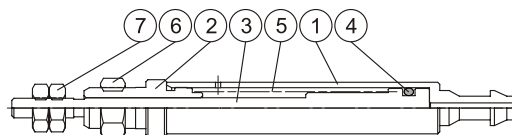
Tube I.D.	Operation direction	Piston area (mm)	Operating pressure (MPa)				
			0.3	0.4	0.5	0.6	0.7
φ 4	OUT	12.6	0.74	2.0	3.26	4.52	5.78
	IN	—	1.47				

### Cylinder weight

(g)

Tube I.D.	Stroke (mm)			
	5	10	15	20
φ 4	38	48	58	68

### Inside structure & Parts list



No.	Part name	Material
1	Tube	Copper
2	Rod cover	Copper
3	Piston rod	Stainless steel
4	Piston packing	NBR
5	Spring	Stainless steel
6	Tie nut	Copper
7	Rod front nut	Copper